

List 3: Information on the results of operations according to the objectives, duties, and powers of higher education institutions.

List 3: No.3 Graduate Statistics Data

Guideline and Responsible Person(s)

Required period of data/information	Within 60 days from the end of the academic year, disclosing at least once a year
Explanation and guidelines for data/information disclosure	<p>(1) Statistical information on graduates in higher education institutions as a whole and separated by campus, faculty, curriculum, and educational level.</p> <p>(2) Statistics on graduates of educational institutions. Under the jurisdiction of higher education institutions as a whole and separated into individual courses or projects.</p> <p>Note: Higher education institutions can publish using information from the higher education institutions themselves. or use the report obtained from the processing of data sent to the Office of the Basic Education Commission. Details of the use of the data are shown in Appendix A.</p>
Responsible person(s)	Registra/Rufus

Data Disclosure

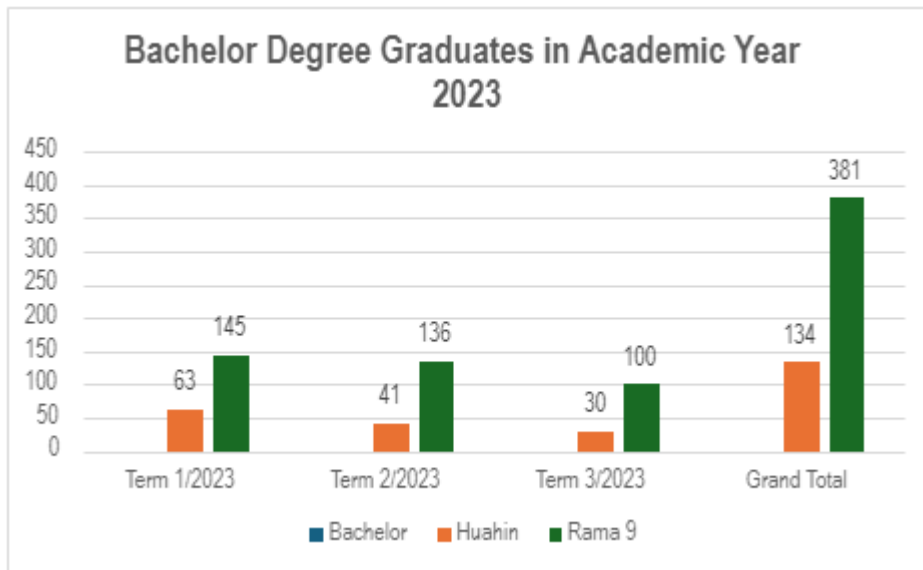
Below is the data that will be disclosed on the Stamford website.

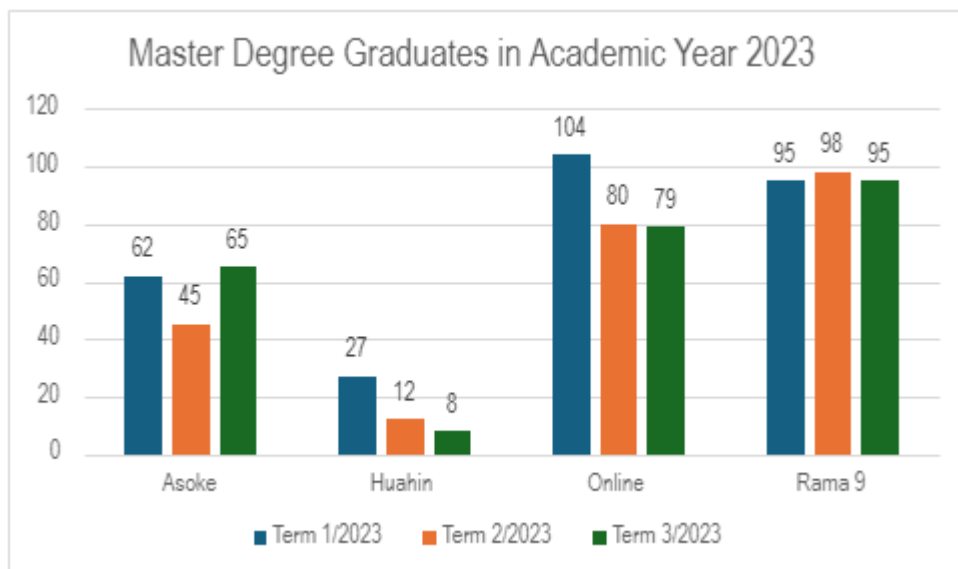
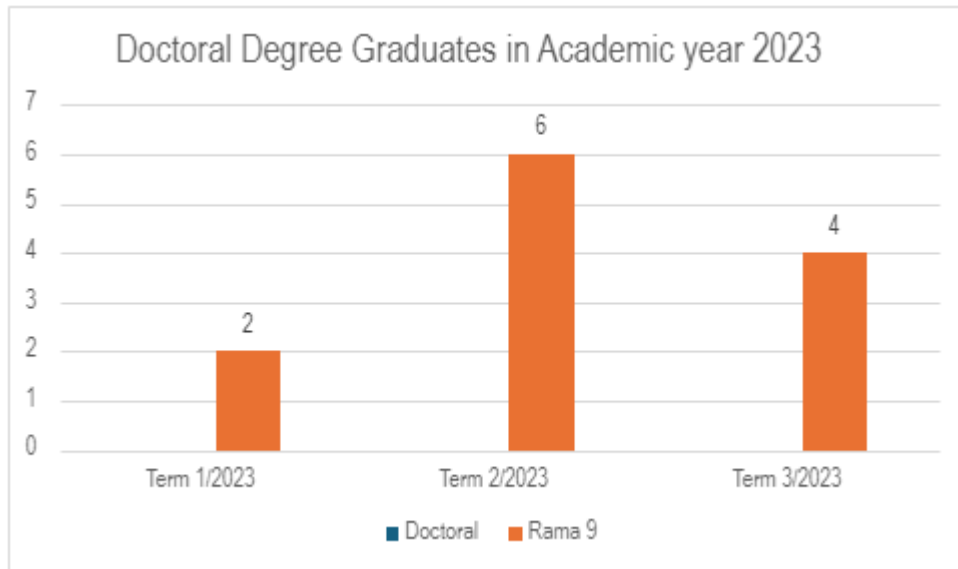
3. Information on the results of operations according to the objectives, duties, and powers of higher education institutions.

(1) Statistical information on graduates in higher education institutions as a whole and separated by campus, faculty, curriculum, and educational level.

Number of students who graduated in Academic Year 2023

Degree	Term 1/2023	Term 2/2023	Term 3/2023	Grand Total
Bachelor Degree				
Cha-Am	63	41	30	134
Rama 9	145	136	100	381
Total	208	177	130	515
Master Degree				
Asoke	62	45	65	172
Cha-Am	27	12	8	47
Online	104	80	79	263
Rama 9	95	98	95	288
Total	288	235	247	770
Doctoral Degree				
Rama 9	2	6	4	12
Total	2	6	4	12
Grand Total	498	418	381	1297





(2) Statistics on graduates of educational institutions. Under the jurisdiction of higher education institutions as a whole and separated into individual courses or projects.

Faculty and Degree	Term 1/2023	Term 2/2023	Term 3/2023	Grand Total
Bachelor				
Business and Technology				
Bachelor of Accountancy	1	4	2	7
Total	1	4	2	7
Bachelor of Business Administration				
- International Business Management	64	31	39	134
- Marketing	6	5	11	22
Total	70	36	50	156
Bachelor of Business Administration (Airline Business Management)	24	25	12	61

Faculty and Degree	Term 1/2023	Term 2/2023	Term 3/2023	Grand Total
Total	24	25	12	61
Bachelor of Business Administration (Business Administration)				
- Airline Business Management	4		1	5
- Event Management	3	1	1	5
- Finance and Banking	6	7	7	20
- General Management	5	12	5	22
- International Relations	7	1	3	11
- Logistics and Supply Chain Management	5	5	4	14
Total	30	26	21	77
Bachelor of Business Administration (Entrepreneurship)	5	2	3	10
Total	5	2	3	10
Bachelor of Business Administration (International Hotel Management)	22	30	11	63
Total	22	30	11	63
Bachelor of Science (Information Technology)	7	6	4	17
Total	7	6	4	17
Communication Arts and Design				
Bachelor of Arts (Creative Media Design)	25	19	13	57
Total	25	19	13	57
Bachelor of Arts (English for Applied Global Communication)	0	1	1	2
Total	0	1	1	2
Bachelor of Arts (English)	11	15	4	30
Total	11	15	4	30
Bachelor of Communication Arts				
- Advertising and Public Relations	4	1	3	8
- Broadcast and Journalism	3	4	4	11
Total	7	5	7	19
Public Administration and Social Studies				
Bachelor of Public Administration	6	8	2	16
Total	6	8	2	16
Bachelor Total	208	177	130	515
Master Degree				
Graduate School				
Master of Business Administration				
Business Administration	214	178	193	585
Marketing Management	2	1	4	7
Total	216	179	197	592
Master of Education (Educational Administration)	50	55	46	151
Total	50	55	46	151
Public Administration and Social Studies				
Master of Public Administration	22	1	4	27

Faculty and Degree	Term 1/2023	Term 2/2023	Term 3/2023	Grand Total
Total	22	1	4	27
Master Total	288	235	247	770
Doctoral				
Graduate School				
Doctor of Education (Educational Administration)	1	6	4	11
Doctor of Philosophy (Business Administration)	1	0	0	1
Doctoral Total	2	6	4	12
Grand Total	498	418	381	1297